

Microwave Hybrid Junction

30 MHz - 3 GHz

H-183-4

V2.00

Features

- 0°-180° Hybrid
- Seven Octave Frequency Range

Guaranteed Specifications*

(From - 55°C to + 85°C)

Frequency Range	30-3000 MHz	
Insertion Loss (Less coupling)	30-100 MHz	1.2 dB Max
	100-1500 MHz	1.5 dB Max
	1500-3000 MHz	2.5 dB Max
Isolation	30-100 MHz	25 dB Min
	100-1500 MHz	20 dB Min
	1500-3000 MHz	20 dB Min
Amplitude Balance	30-3000 MHz	0.4 dB Max
VSWR	30-100 MHz	1.6:1 Max
	100-1500 MHz	1.6:1 Max
	1500-3000 MHz	2.5:1 Max
Phase Unbalance	30-100 MHz	3° Max
	100-1500 MHz	7.5° Max
	1500-3000 MHz	15° Max

Operating Characteristics

Impedance 50 Ohms Nominal

Input Power 5 Watts Max

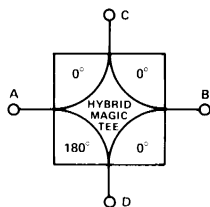
Environmental

MIL-STD-883 screening available.

*All specifications apply with 50 ohm source and load impedance.

This product contains elements protected by United States Patent Number 3,508,171.

Functional Diagram



Ordering Information

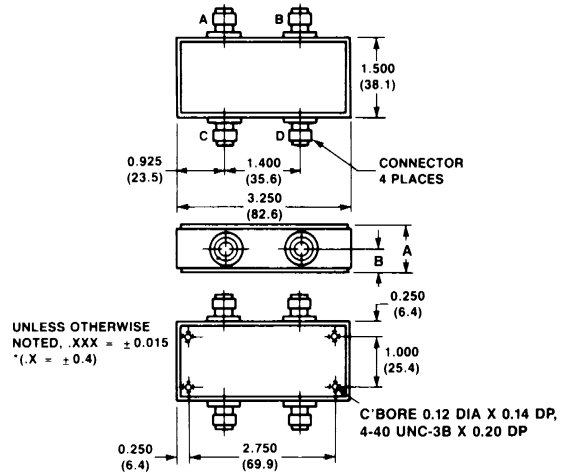
Model No.	Package
H-183-4 SMA	Connectorized

Specifications Subject to Change Without Notice.

M/A-COM, Inc.

North America: Tel. (800) 366-2266 ■ Asia/Pacific: Tel. +81 (03) 3226-1671 ■ Europe: Tel. +44 (1344) 869 595
 Fax (800) 618-8883 Fax +81 (03) 3226-1451 Fax +44 (1344) 300 020

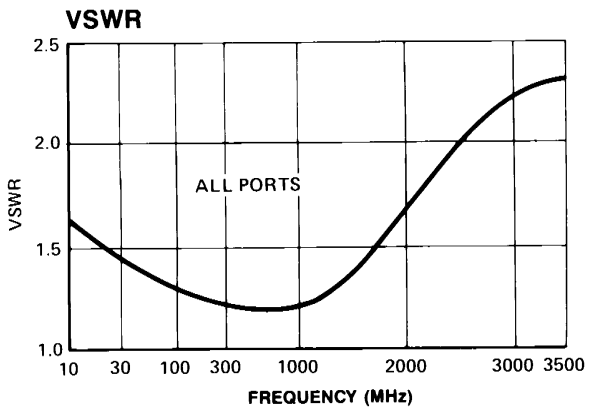
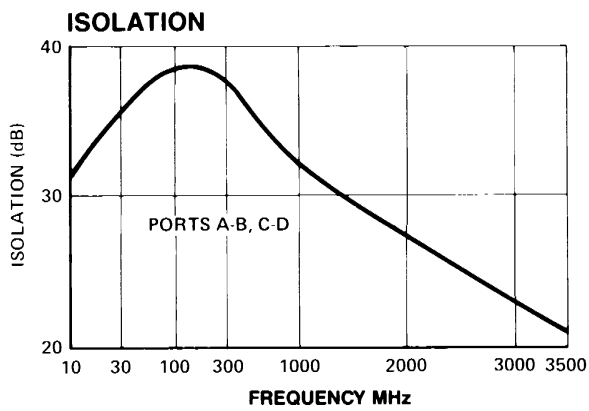
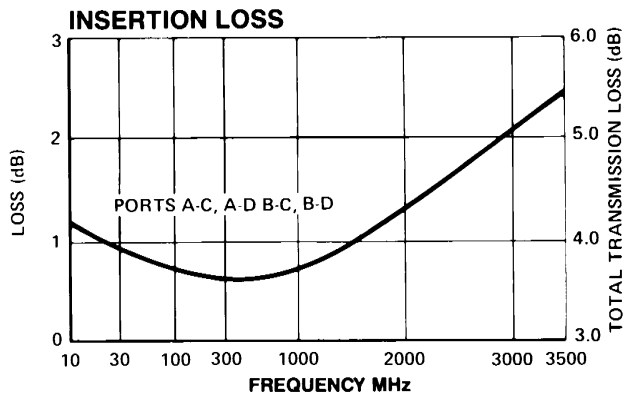
C-11



Dimensions in () are in mm.
 Unless Otherwise Noted: .xxx = ±0.015 (x = ±0.4)
 WEIGHT (APPROX): 7 OUNCES 198 GRAMS

	A	B
H-183-4	1.207 ± 0.020 (30.6 ± 0.5)	0.592 ± 0.020 (15.03 ± 0.5)

Typical Performance



Specifications Subject to Change Without Notice.